

## WORLD DATA ANALYST ACTIVITY COUNTRY COMPARISONS



### Comparing Countries and Interpreting Statistics

You are about to compare countries using the *World Data Analyst* online resource. You will research population statistics such as birth rate, population per physician, and literacy rate for the United States and another country. You will then compare these statistics for the two countries, graph the results, and analyze what the charts reveal about life in each of the countries.

### Defining Statistic Terms

Before you begin your research, it is important to know the meaning of the terms listed below. You should also know what it means when each of these factors is high or low for a certain country. (*For example, what does it mean for a country to have a low literacy rate?*)

Write a short definition for each term:

Population density \_\_\_\_\_

\_\_\_\_\_

Birth rate \_\_\_\_\_

\_\_\_\_\_

Population per physician \_\_\_\_\_

\_\_\_\_\_

Percent total literacy \_\_\_\_\_

\_\_\_\_\_

### Gathering Statistics using *World Data Analyst*

*World Data Analyst* is an online resource that offers statistical portraits of the countries of the world and tools for making comparative charts and graphs. You may access the resource through an Internet browser at [www.world.eb.com](http://www.world.eb.com). The Home Page provides an overview of the site and access to the features of *World Data Analyst*. You will be working in the "Country Comparisons" section to compare the United States with another country.

### Choose the country

What country are you going to compare to the United States?

\_\_\_\_\_

### Create data chart

While online at the *World Data Analyst* Home Page, click on the “Current Comparisons” button located in the upper blue navigation bar or in the “Country Comparisons – Current Comparisons” section.

1. Select countries
  - a) Highlight “United States” from the Options list.
  - b) Click “Add” to include it in your table.
  - c) Repeat the same process for the other country you would like to include in the comparison.
  
2. Select statistics
  - a) Highlight the statistic from the Options list (see “Statistics to Compare” listed below).
  - b) Click "Add" to include it in your table.
  - c) Repeat the same process for the other statistics you would like to include.

#### Statistics to compare:

Demography – Population (census)

Demography – Density, persons per square mile

Demography – Total Area (sq. mi.)

Vital Statistics – Birth rate(s) per 1000 population

Education and Health – Population per physician

Education and Health – Percent total literacy

3. Select the display format
  - a) Click "Create a Table".
  - b) View your selection in a pop-up window. Keep this information open in order to complete the remaining sections of the exercise.

### Chart Statistics

Use the following Column Charts; chart each statistic for the two countries on a separate chart.

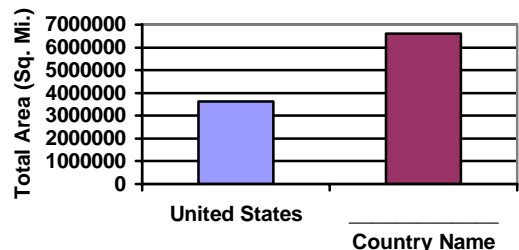
Use **BLUE** for drawing the United States column.

Use **RED** for drawing the other country column.

Insert the other country’s name below the right column on each chart.

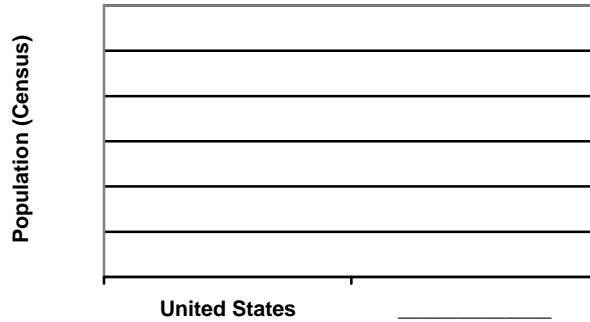
#### EXAMPLE OF COLUMN CHART:

*Use as reference*



## Current Comparisons Charts

Chart #1 Country Populations




Analyze this statistic chart. What can you infer about life in each of the countries?

---

---

Chart # 2 Total Area

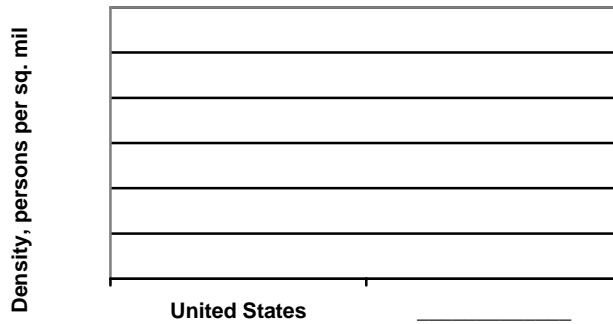


Analyze this statistic chart. What can you infer about life in each of the countries?

---

---

Chart #3 Population Density




Analyze this statistic chart. What can you infer about life in each of the countries?

---

---

Chart #4 Birth Rate

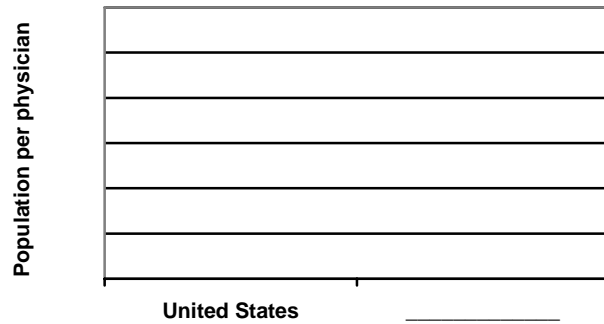


Analyze this statistic chart. What can you infer about life in each of the countries?

---

---

Chart #5 Population Per Physician

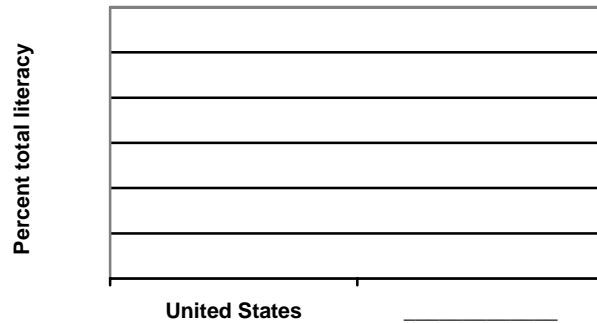


Analyze this statistic chart. What can you infer about life in each of the countries?

---

---

Chart #6 Percent Total Literacy



Analyze this statistic chart. What can you infer about life in each of the countries?

---

---

## Additional Research



Complete some research about the countries and answer the following questions. In order to research your countries; while in *World Data Analyst*, “Current Comparisons” view, click on the country name. You will be taken to the *Britannica Concise Encyclopedia* article.

	United States	Country:
What is the capital city?		
What countries does it border? <i>(Click on map to enlarge it.)</i>		
What, if any, bodies of water does it border?		
What are some of the languages spoken?		
What are some of the religions practiced?		
Name some of the distinctive regions. <i>(For example, are there mountains, plains, lowlands, or deserts?)</i>		
On what industries is the country’s economy based?		
What form of government does the country have?		
How long has it had this form of government?		
Looking back historically, what are some issues or problems the country has faced?		

